
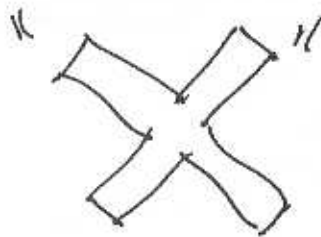


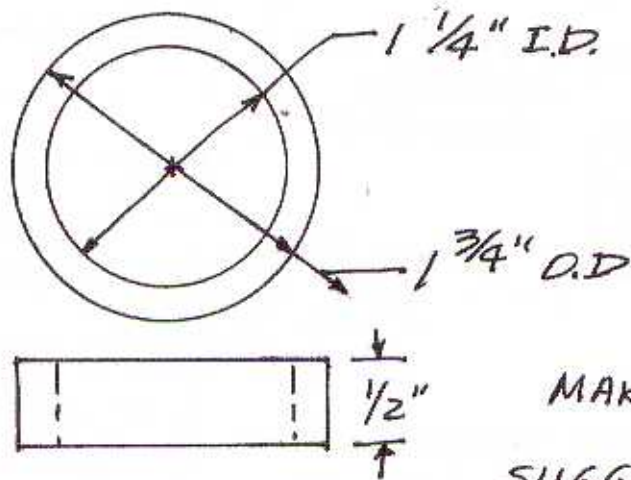
GLUE TWO PIECES TOGETHER FOR EACH "X". CLEAN GLUE OFF ALL SURFACES TO ALLOW PART TO BE DYED RED, THEN SPRAY WITH SHELLAC



SUGGESTED FAB METHOD
 USE POPULAR WOOD
 PLANE BD TO 1/2" THICKNESS
 RUN 1/4" W X 1/4" D DADO
 ACROSS BD
 SPACE DADO'S 2" + KERF
 APART
 SLICE 1/4" PIECES



FABRICATION



MAKE FROM POPULAR
SUGGEST FAB METHOD

USE 2" TURNING SQUARES
 TO PRODUCE $1 \frac{3}{4}$ " DIA

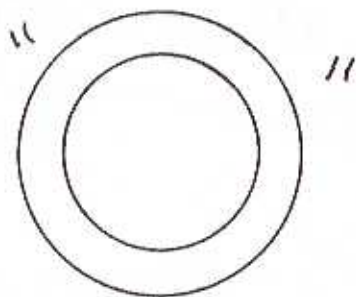
SLICE TO $\frac{1}{2}$ " THICKNESS

MAKE HOLDING FIXTURE TO
 DRILL $1 \frac{1}{4}$ " DIA HOLE

SAND ALL EDGES

DYE YELLOW

SPRAY WITH SHELLAC



FABRICATION